

H4 SERIES

HMK 310 LC



HIDROMEK






New H4 Series

Innovation coming from experience

Being produced with developed hydraulic system design, HiDROMEK's new H4 Series excavators offer an outstanding performance by working faster, more productively and more efficiently. H4 Series excavators produce more work with less fuel; hence, they are more profitable for their users than ever.

H4

SERIES



Performance.....	6-7
Durability.....	8-11
Safety.....	12-13
Technology.....	14-15
Comfort.....	16-17
HIDROMEK Smartlink - Ease of Service.....	18-19
Technical Features	20-25

The information and images, and equipment presented in this brochure are either standard or optional depending on the configuration. HIDROMEK has the right to modify the specifications and the designs of the model indicated in this brochure without prior notice.



More work within less time

17 % More productive*

Shortening the work cycle time with bigger bucket capacity and speed, H4 Series carry the productivity to the top level with their new technology.

7 % More efficient*

With improvements to the attachment and hydraulic group, H4 Series excavators ensure more work within less time.

10 % Faster*

With faster hydraulic movements due to developed hydraulic system design, H4 Series excavators ensure more work within less time.

* The data are prepared in comparison with the previous series.







More durable

Produced to have reinforced heavy duty construction considering maximum performance, long life and smooth operation in severe field conditions, HİDROMEK excavators ensure more durability with the improvements made in the new H4 Series.





① More durable anti-wearing plates (Hardox 450 HB)



② Optimized bucket form



③ Reinforced arm supporting parts



④ Reinforced casting tip



⑤ Heavy duty arm



⑥ Reinforced boom structure



⑦ Reinforced boom cylinder cast bearing



⑧ Reinforced lowerframe and undercarriage components

Reinforced heavy duty construction

With their reinforced heavy duty construction produced at HİDROMEK's modern production facilities and going through sensitive quality-control processes, H4 Series excavators have excellent durability.

Bronze-Graphite Bushings



Bronze-graphite bushings used in boom-arm and boom-frame connection points increase the lubrication period, and greatly prevent the wear of the pins because of graphite, having a very high grease absorption and retention capability, embedded in the inner structure of the bushings.



Safeworkingenvironment

ROPS&FOPS cabin

Having the standards of ROPS (Roll Over Protective Structure) & FOPS (Falling Object Protective Structure), H4 Series excavators provide maximum safety and durability.

Wide vision capacity

Designed with giving special importance to occupational safety, H4 Series ensure excellent vision by minimizing the blind spot on the side and rear cameras. Along with the increase in the number of led headlights, the night vision is significantly improved on H4 Series excavators; in addition, there are also red handles and warning labels providing maximum safety for the operator.

Audio warning systems

H4 Series excavators enable safer working environment with their automatic starting horn, swing warning system and travel warning system.





Shaped with technology

Electronic system of H4 Series excavators designed to protect the engine and hydraulic components to provide fuel saving and superior performance.

Automatic stop system

In the new series, automatic stop system through configurable idling and stopping times provides fuel saving by stopping the engine after the machine is on idle. Automatic stop system in H4 Series helps to decrease the operational costs to minimum, and contributes to saving the environment.

Safe fuel transfer pump

“Safe fuel transfer pump” added to H4 Series stops the pump automatically when the tank is full and this feature gets activated also when the pump does not transfer fuel for 30 seconds, and ensures that the pump stops automatically.

Power boost technology

In H4 Series, power boost technology gets activated automatically in the conditions when the machine needs extra power, and ensures that the machine has the proper performance for the work.

8” Touch control panel

8 inch touch control panel is positioned ergonomically at a point that the operator can easily reach it. Touch control panel having high quality hardware and a large screen easily enables to control the machine features and access to machine information.

The features of touch control panel:

- It offers multi-language option
- Music system is integrated into 8” touch control panel.
- It allows the operator to adjust the flow required for the attachment without leaving the cab and save this information for 20 different attachments.
- Selection of double or single acting line can also be done over the user panel.
- During travel, rear and side view cameras with improved image quality and activated automatically can be controlled.
- Information on the average and instant fuel consumption can be obtained.
- Information on status such as atmospheric pressure, turbo boost pressure, fuel pressure and hydraulic pump pressure can be obtained.
- User can acquire working hour information such as work, attachment and travel.
- Maintenance registries can be obtained, and the user is warned when the maintenance time approaches.
- Failure codes and registries can be obtained.
- Audio warning systems can be controlled.





OPERA, the guide of the field

H4 Series excavators are equipped with Opera (HIDROMEK Operator Interface) for the operator to use the machine easily, and feel comfortable and relaxed as he is in an office environment.

Functions to be controlled by means of Opera

- Engine RPM control
- Access to control panel menu
- Functions of lights, windshield wipers and rear view camera
- Music system control
- Auto stop control of the engine to ensure maximum fuel economy during low idle
- On H4 Series machines, the preheating system available to protect the engine and hydraulic systems can be controlled via Opera.

The aesthetic design of power

The seat ergonomic, heated, air suspended and having 35 degrees adjustable backrest angle is provided in H4 Series, and it enables the operator to work comfortably and without getting tired for long working hours.

H4 Series which has many features* such as proportional control pedals and joysticks, throttle control dial, operator touch screen, interior light, cup holder and heating-cooling box give more importance to user comfort.

HİDROMEK

* Other features for user comfort on H4 Series machines can be found on page 21.

Office comfort in construction equipment

Automatic air conditioning system

Airvents and air conditioning system which can automatically adjust itself according to the ambient heat located in the redesigned cabin provide the best cooling performance in its class by 30%.

Wide angle view

On the new series machines, the new two-piece windshield wiper system designed for creating more comfortable work environment provides a wide angle view which increases the work efficiency of the user.

Led headlights for night vision

Led headlights on new H4 Series machines improve the night vision, and enable the operator to work more safely and comfortably.

Dampers

By using 6 silicone dampers on H4 Series excavators, noise, shock and vibration are absorbed and prevented from being transmitted to the cabin under any working condition.



You have the control with HİDROMEK **SmartLink**

Telematic system HİDROMEK Smartlink allows the user to easily access to machine location and technical information via computer and mobile phone.

Follow the work time and location of your machine through HİDROMEK Smartlink!

Through GPS tracking system, it is possible to track the location and the work time intervals of the machine.

Analyze your fuel consumption through HİDROMEK Smartlink!

It is possible to analyze fuel consumption according to the working conditions of the machine and daily fuel parameters.

Check the works for which your machine has been used through HİDROMEK Smartlink!

Through working mode information, it is possible to see the daily and total working hours of the machine for excavation and leveling and with crusher or with other optional attachments besides the power mode information and the speed ranges.

Follow your machine's maintenance through HİDROMEK Smartlink!

Under the Alerts list, the machine's upcoming maintenance can be checked while the information of the nearest authorized service can be obtained, and it can be contacted.

Contact the nearest authorized service or regional service through HİDROMEK Smartlink!

With the application, it is possible to obtain the information on Regional and Authorized Services of HİDROMEK After Sales Services as well as the directions to them.

Have performance reports for the selected periods of time for your machines through HİDROMEK Smartlink!

For any selected periods of time, it is possible to have a report on daily fuel consumption, average fuel consumption, power and working modes, daily work time intervals and locations.



To download Smartlink application





Easy maintenance and fast service for H4 Series through safe and easy access

H4 Series excavators, designed considering fast access to hydraulic and engine equipment, provide easy maintenance and service. Most of the maintenance can be easily carried out without getting on the machine, which shortens the service time and increases machine work time.

Automatic greasing system ensures that all parts of the machine can be lubricated from one single center.



ENGINE

Brand & Model	ISUZU-AH-6HK1X	
Type	Water cooled, 4 cycles, 6 cylinders, inline, diesel engine with direct injection, turbocharger and intercooler	
Power	Gross	216 HP (161 kW) @1800 rpm / SAE J1995
	Net	203 HP (151 kW) @1800 rpm / SAE J1349
Maximum Torque	Gross	940 Nm @1500 rpm
	Net	903 Nm @1500 rpm
Displacement	7790 cc	
Bore x Stroke	115 mm x 125 mm	
Emission Class	U.S. EPA Tier 3 and EU Stage III-A	

HYDRAULIC SYSTEM

MAIN PUMP

Type	2 axial piston pumps with variable displacement and swashplate
Max. Flow Rate	2 x 259 L/min
Pilot Pump	Gear type, 27 L/min

WORKING PRESSURE

Attachment	350 kgf/cm ²
Power Boost	380 kgf/cm ²
Travel	350 kgf/cm ²
Swing	285 kgf/cm ²
Pilot	40 kgf/cm ²

HYDRAULIC CYLINDERS

Boom	2 x ø 135 x ø 95 x 1455 mm
Arm	1 x ø 150 x ø 105 x 1.760 mm
Bucket	1 x ø 135 x ø 95 x 1.195 mm

Swing motor	Fixed swashplate piston motor integrated with super shock absorber valve
Reduction	2 stage, planetary gear type
Swing Brake	Hydraulic disc type, pilot operated and automatically released
Swing Speed	10,20 rpm

LOWER FRAME

Construction	"X" type lower frame with pentagon shaped box type side frames
Shoe	Triple grouser
No. of Shoes	2 x 51 pieces
No. of Lower Rollers	2 x 9 pieces
No. of Upper Rollers	2 x 2 pieces
Full Trackguard	2 x 3 pieces
Track Tensioner	Hydraulic type with spring cushioning

ELECTRICAL SYSTEM

Voltage	24 V
Battery	2 x 24 V / 150 Ah
Alternator	24 V / 50 A
Starter Motor	24 V / 5,0 kW

TRAVEL AND BRAKES

Travel	Fully hydrostatic	
Travel Motor	Axial piston motor with 2 speed stages and swashplate	
Reduction	2 stage, planetary gear type	
Travel Speed	High Speed	5,1 km/h
	Low Speed	2,9 km/h
Max. Traction	25,490 kgf	
Gradeability	35° (%70)	
Parking Brake	Hydraulic disc type, pilot operated and automatically released	
Ground Pressure (With 600 mm Shoe)	0,62 kgf/cm ²	

FILLING CAPACITIES

Fuel Tank	480 L	Engine Cooling System	36 L
Hydraulic Tank	209 L	Engine Oil	36 L
Hydraulic System	400 L	Swing Reducer	7 L
Travel Reducer	2 x 9,5 L		

OPERATING WEIGHT (kg)

	Mono Boom	LR
LC	31.600	34.200
NLC	31.600	-

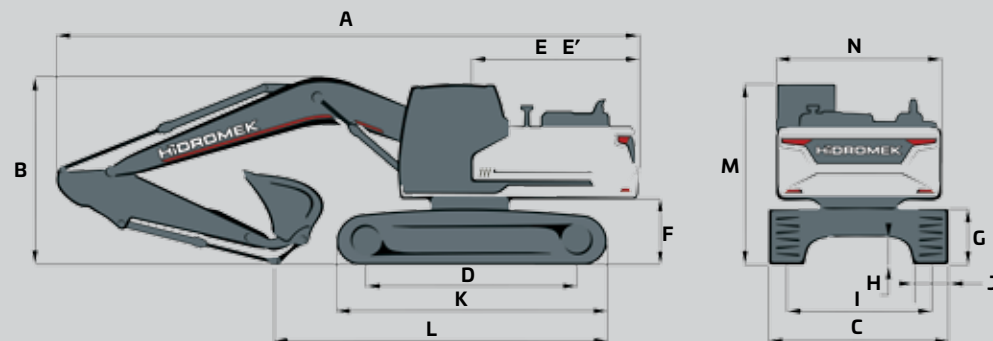
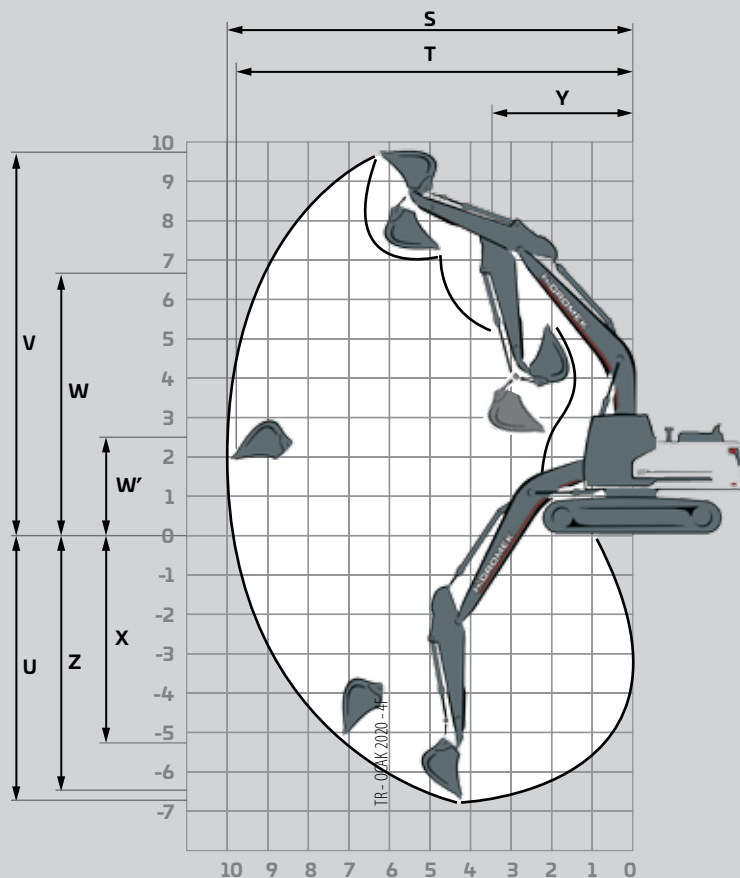
EQUIPMENT

HMK310LC

Engine	Standard	Optional
Water cooled diesel engine with turbocharger and intercooler	●	
Engine pre-heat function	●	
Automatic idling	●	
One touch auto-idle system	●	
Automatic stop function	●	
Two-stage air filter	●	
Air filter clogged indicator	●	
Low engine pressure warning system	●	
Overheat warning system	●	
Adjustable power modes	●	
High altitude working function	●	
Electronical engine control	●	
Hydraulic System		
Boom and arm regeneration valve	●	
Automatic power boost	●	
Smooth boom feature		0
Main hydraulic filter	●	
Backup ports (valve)	●	
Cylinder cushioning and contamination seals	●	
Single-acting hydraulic line, breaker		0
Double- acting hydraulic line, crusher		0
Additional line		0
Quick coupling line		0
Attachment settings through instrument panel		0
OPERATOR'S CAB		
Pressurized and sound isolated cabin	●	
Air-conditioning	●	
Air-suspension seat	●	
Heated seat		0
Operator touch screen	●	
Opera control system	●	
Throttle control dial	●	
Automatic travel speed (low / high)	●	
4 different working modes	●	
Sliding windscreen and removable lower windscreen	●	
Openable left door window	●	
Upper and lower windshield wiper	●	
Joysticks and pedals	●	
Travel pedals and control levers	●	
Proportional controlled pedals and joysticks		0
Electric horn	●	
Cigarette lighter	●	
Interior light	●	
Cup-holder	●	
Convenient storage	●	
Convenient storage (for equipment)	●	
Heating & Cooling box	●	
Easy-cleaned floor	●	
12V power socket	●	
Computer connection port	●	
Radio / mp3 / usb / Aux	●	

Lower Frame	Standard	Optional
Narrow Lower Chassis (NLC)		0
Track width options 700/800		0
Track protection	●	
Lubricated and sealed track components	●	
Dozer blade		0
Mooring points for shipment	●	
Safety		
ROPS (Roll Over Protective Structure)	●	
FOPS (Falling Object Protective Structure)	●	
Rear view camera	●	
Side view camera		0
Right and left rear view mirrors	●	
Working lamps	●	
LED working lamps		0
Rotating beacon		0
Swing and travel alarm		0
Emergency engine stop switch	●	
Pilot operated and automatically released swing brake	●	
Boom and arm cylinder safety valve		0
Overload warning system		0
Battery cut-off switch	●	
Handrails by the steps and on the upper frame	●	
Perforated metal non-slip plates	●	
Safety locking device	●	
Safety glass	●	
Emergency hammer	●	
Lockable fuel tank cover	●	
Upper and lower guards for windshield		0
Operator's cab ceiling guard		0
Miscellaneous		
Telematic system (HÍDROMEK Smartlink)		0
GEO System		0
Fuel transfer pump with automatic stop	●	
Water sensor on fuel pre-filter	●	
Bio oil B7	●	
Alternator - Battery	●	
Battery Charge Indicator	●	
Automatic lubrication system		0
Working lamp guards		0
Hydraulic breaker return line filter		0
Double pump combination function		0
Choosing single or double acting attachment on the instrument panel		0
Choosing the control method for the optional attachment		0
Bucket cylinder rod guard		0
Warning horn	●	
Counterweights		0
Boom cylinder piping guard		0

● STANDARD 0 OPTIONAL



DIMENSIONS

		LC			NLC	
		Mono Boom		LR	Mono Boom	
BOOM (m)		6,28	6,28	10,30	6,28	6,28
ARM (m)		2,50*	3,07	7,80	2,50	3,07
GENERAL DIMENSIONS (mm)	A) Overall Length	10.880	10.790	14.800	10.880	10.790
	B) Overall height (to top of boom)	3.490	3.320	3.270	3.490	3.320
	C) Overall Width	3.200	3.200	3.400	2.990	2.990
	D) Distance between tumblers	4.030	4.030	4.030	4.030	4.030
	E) Distance from center of swing to rear end	3.240	3.240	3.190	3.240	3.240
	E') Tail swing radius	3.260	3.260	3.260	3.260	3.260
	F) Counterweight Clearance	1.205	1.205	1.205	1.205	1.205
	G) Track Height	1.070	1.070	1.070	1.070	1.070
	H) Ground Clearance	500	500	500	500	500
	I) Track Gauge	2.600	2.600	2.600	2.390	2.390
	J) Shoe Width	600	600	800	600	600
	K) Track Length	4.950	4.950	4.950	4.950	4.950
	L) Length on ground (transport)	6.780	5.860	4.820	6.780	5.860
	M) Overall height of cab	3.140	3.140	3.140	3.140	3.140
	N) Overall width of upperstructure	2.990	2.990	2.990	2.990	2.990
WORKING RANGES (mm)	S) Maximum Digging Reach	10.370	10.910	18.360	10.370	10.910
	T) Maximum Digging Reach on Ground Level	10.150	10.700	18.240	10.150	10.700
	U) Maximum Digging Depth	6.760	7.330	14.250	6.750	7.330
	V) Maximum Digging Height	9.990	10.290	14.920	9.990	10.290
	W) Maximum Dumping Height	7.020	7.300	12.550	7.020	7.300
	W') Minimum Dumping Height	3.310	2.760	2.500	3.310	2.760
	X) Maximum Vertical Digging Depth	5.140	5.780	12.570	5.140	5.780
	Y) Minimum Swing Radius	4.360	4.280	5.930	4.360	4.280
	Z) Maximum Digging Depth (2440 mm level)	6.560	7.160	14.140	6.560	7.160

* Standard

FORCES

		LC			NLC	
		Mono Boom		LR	Mono Boom	
SAE	BOOM (m)	6,28	6,28	10,30	6,28	6,28
	ARM (m)	2,50*	3,07	7,80	2,50	3,07
	Bucket Digging Force	17400	17500	9100	17400	17500
	Bucket Digging Force (Power Boost)	18900	19000	9100	18900	19000
ISO	Arm Crowd Force	15.800	13.100	6.800	15.800	13.100
	Arm Crowd Force (Power Boost)	17200	14.300	6.800	17200	14.300
	Bucket Digging Force	19.800	19900	10.500	19.800	19900
	Bucket Digging Force (Power Boost)	21.500	21.600	10.500	21.500	21.600
	Arm Crowd Force	16.500	13.600	6.900	16.500	13.600
	Arm Crowd Force (Power Boost)	17900	14.800	6.900	17900	14.800

A- Material density less than 2.000 kg/m³
 B- Material density less than 1.800 kg/m³
 C- Material density less than 1.500 kg/m³
 D- Material density less than 1.200 kg/m³

* Standard

STANDARD BUCKET



Width	1490 mm
Capacity (SAE)	*1,60 m
Weight	1,370 kg
Number of Teeth	5
2,10 m	A
*2,50 m	B
3,07 m	C

OPTIONAL BUCKET SELECTION SCHEME

General Purpose Bucket



Heavy Duty Type Bucket



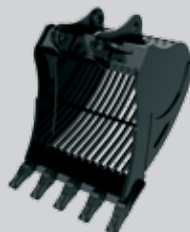
650 mm	750 mm	1.300 mm	1.500 mm	1.700 mm	750 mm	1.095 mm	1.270 mm	1.410 mm	1.550 mm	1.620 mm
0,55 m ³	0,60 m ³	1,25 m ³	1,50 m ³	1,70 m ³	0,60 m ³	1,10 m ³	1,30 m ³	1,50 m ³	1,70 m ³	1,80 m ³
730 kg	740 kg	1.060 kg	1.160 kg	1.320 kg	860 kg	1.120 kg	1.220 kg	1.340 kg	1.400 kg	1.450 kg
3	3	5	5	5	3	4	4	5	5	5
A	A	A	A	B	A	A	A	A	B	C
A	A	B	B	C	A	A	A	B	C	C
A	A	C	C	C	A	A	A	C	C	D

* Standard

QUICK COUPLER



SIEVE BUCKET



ROCK TYPE BUCKET



POLYP



RIPPER



































CLEANING BUCKET

















































HEAVY DUTY

















ATTACHMENTS

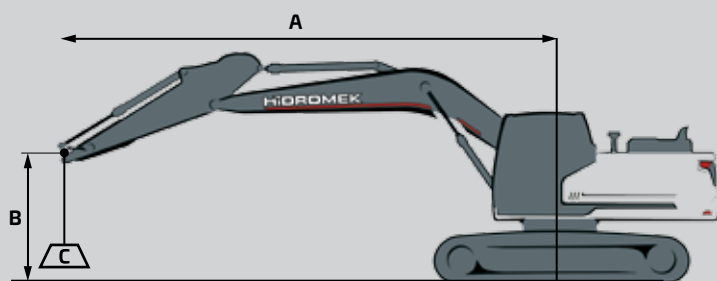
LIFTING CAPACITY (kg)												HMK310 LC			
	Boom: 6,28 m		Arm: 2,5 m		Without bucket		STD, 600 mm Crawler		CW: 5200 kg				 : Front  : Side		
A, m	1,5		3,0		4,5		6,0		7,5		9,0		Maximum Reach		
B, m															R, m
7,5							*7050	*7050					*7250	6900	6.80
6,0							*7400	*7400	*7150	5850			*7200	5450	7.79
4,5					*10700	*10700	*8450	8000	*7500	5700			*7300	4700	8.39
3,0							*9800	7500	*8150	5450			6950	4350	8.69
1,5							*10950	7100	8450	5250			6800	4250	8.72
0 (Ground)					*15950	10400	*11600	6900	8350	5100			7000	4350	8.48
-1,5			*12800	*12800	*15500	10450	11550	6850	8300	5100			7650	4750	7.95
-3,0			*19250	*19250	*14250	10600	*10800	7000					*8750	5650	7.07
-4,5			*15400	*15400	*11500	11050							*8800	8000	5.64

LIFTING CAPACITY (kg)													HMK 310 LC		
	Boom: 6,28 m		Arm: 3.07 m		Without bucket		STD, 600 mm Crawler		CW: 5200 kg				 : Front  : Side		
A, m	1,5		3,0		4,5		6,0		7,5		9,0		Maximum Reach		
B, m															R, m
7,5													*4750	*4750	7.48
6,0									*6500	5950			*4500	*4500	8.39
4,5					*9500	*9500	*7800	*7800	*6950	5750			*4500	4300	8.95
3,0					*12450	11550	*9200	7650	*7700	5500	6600	4150	*4600	3950	9.23
1,5					*14800	10750	*10500	7200	*8400	5250	6450	4050	*4900	3850	9.26
0 (Ground)					*15800	10400	*11350	6900	8300	5100	*5950	3950	*5400	3950	9.04
-1,5	*9000	*9000	*12800	*12800	*15750	10350	11500	6800	8250	5000			*6250	4250	8.54
-3,0	*14950	*14950	*20250	*20250	*14900	10450	*11150	6850	8300	5100			*7850	4900	7.72
-4,5			*17700	*17700	*12850	10800	*9450	7100					*8400	6500	6.45

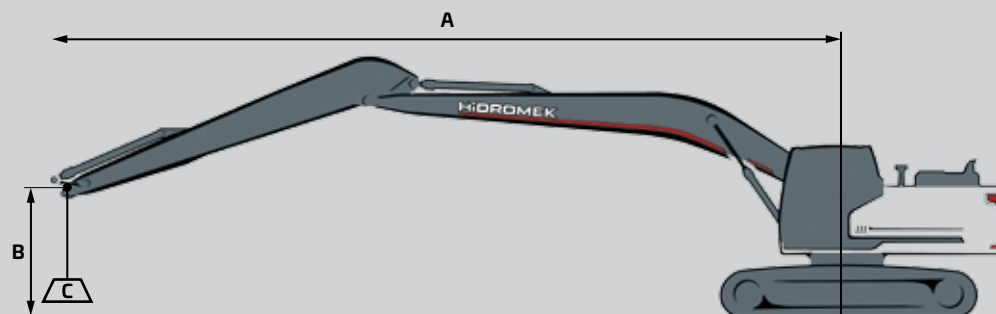
LIFTING CAPACITY (kg)														HMK 310 LC LR			
	Boom: 10,3 m		Arm: 7,8 m		Bucked: 06 m³		STD, 800 mm Crawler		CW: 7100 kg						 : Front  : Side		
A, m	3,0		6,0		9,0		12,0		15,0		18,0		21,0		Maximum Reach		
B, m																	R, m
12,0																	14.11
9,0									*1850	*1850							15.82
6,0							*2300	*2300	*2150	2000							16.83
3,0	*9300	*9300	*5500	*5500	*3650	*3650	*2850	*2850	*2400	1800						1250	17.26
0 (Ground)	*3050	*3050	*7850	6900	*4700	3900	*3400	2500	*2700	1600						1200	17.16
-3,0	*4550	*4550	*9000	6050	*5400	3400	*3800	2200	2800	1450						1200	16.51
-6,0	*6550	*6550	*9100	5900	*5700	3200	3800	2050	2750	1400						1400	15.25
-9,0	*8950	*8950	*8350	6100	*5400	3300	*3750	2100								1850	13.20
-12,0	*11400	*11400	*6400	*6400	*4150	3650										3200	9.87

LIFTING CAPACITY (kg)												HMK 310 NLC			
	Bom: 6,28 m		Arm: 2,5 m		Without bucket		STD, 600 mm Crawler		CW: 5200 kg				 : Front  : Side		
A, m	1,5		3,0		4,5		6,0		7,5		9,0		Maximum Reach		
B, m															R, m
7,5							*7050	*7050					*7250	6300	6.80
6,0							*7400	*7400	*7150	5350			*7200	5000	7.79
4,5					*10700	*10700	*8450	7300	*7500	5200			*7300	4300	8.39
3,0							*9800	6800	*8150	4950			6900	3950	8.69
1,5							*10950	6450	8450	4750			6750	3850	8.72
0 (Ground)					*15950	9300	11600	6250	8300	4650			7000	3950	8.48
-1,5			*12800	*12800	*15500	9350	11500	6200	8300	4600			7650	4300	7.95
-3,0			*19250	18800	*14250	9500	*10800	6300					*8750	5150	7.07
-4,5			*15400	*15400	*11500	9900							*8800	7250	5.64

LIFTING CAPACITY (kg)												HMK 310 NLC			
	Bom: 6,28 m		Arm: 3,07 m		Without bucket		STD, 600 mm Crawler		CW: 5200 kg				 : Front  : Side		
A, m	1,5		3,0		4,5		6,0		7,5		9,0		Maximum Reach		
B, m															R, m
7,5													*4750	*4750	7.48
6,0									*6500	5450			*4500	4450	8.39
4,5					*9500	*9500	*7800	7400	*6950	5250			*4500	3900	8.95
3,0					*12450	10450	*9200	6950	*7700	5000	6550	3750	*4600	3600	9.23
1,5					*14800	9650	*10500	6500	*8400	4800	6450	3650	*4900	3500	9.26
0 (Ground)					*15800	9300	*11350	6250	8300	4600	*5950	3600	*5400	3550	9.04
-1,5	*9000	*9000	*12800	*12800	*15750	9250	11450	6150	8200	4550			*6250	3850	8.54
-3,0	*14950	*14950	*20250	18450	*14900	9350	*11150	6200	8300	4600			*7850	4450	7.72
-4,5			*17700	*17700	*12850	9650	*9450	6450					*8400	5850	6.45



- A Load Radius
B Load Point Height
C Lifting Capacity



1. The above loads are in compliance with SAE J1097 and ISO 10567 Hydraulic Excavator Lifting Capacity Standards
2. The load point is the center-line of the bucket pivot mounting pin on the arm
3. Lifting capacity cannot exceed 75% of tipping capacity or 87% of hydraulic capacity.
4. (*) indicates load limited by hydraulic capacity.

HİDROMEK®

HEAD OFFICE

Address : Ahi Evran OSB Mahallesi,
Osmanlı Caddesi, No:1, 06935
Sincan-ANKARA/TURKEY

Phone : +90 312 267 12 60

Fax : +90 312 267 12 39

E-mail: export@hidromek.com.tr

AFTER SALES SERVICE

Address : İstanbul Yolu 17. Km,
Şehit Osman Avcı Mahallesi,
No: 479, Etimesgut-ANKARA/TURKEY

Phone : +90 312 280 87 40

Fax : +90 312 280 87 48

HİDROMEK® WEST

Address : C/De la Maquina 14, Poligono
Industrial El Regás, 08850
Gavá BARCELONA/ SPAIN

Phone : +34 93 638 84 65

Fax : +34 93 638 07 14

E-mail : info@hidromek.es

HİDROMEK® JAPAN

Address : 5-10, Hashimoto 6-chome,
Midori-Ku, Sagamihara,
Kanagawa, 252-0143 JAPAN

Phone : +81 42 703 0261

Fax : +81 42 703 0262

HİDROMEK® RUS

Address : 72, Zhivopisnaya str., Building A,
village Oktyabrskiy,
Krasnodar, 350032, RUSSIA

Phone : +7 861 290 3007

E-mail : info@hidromek.ru

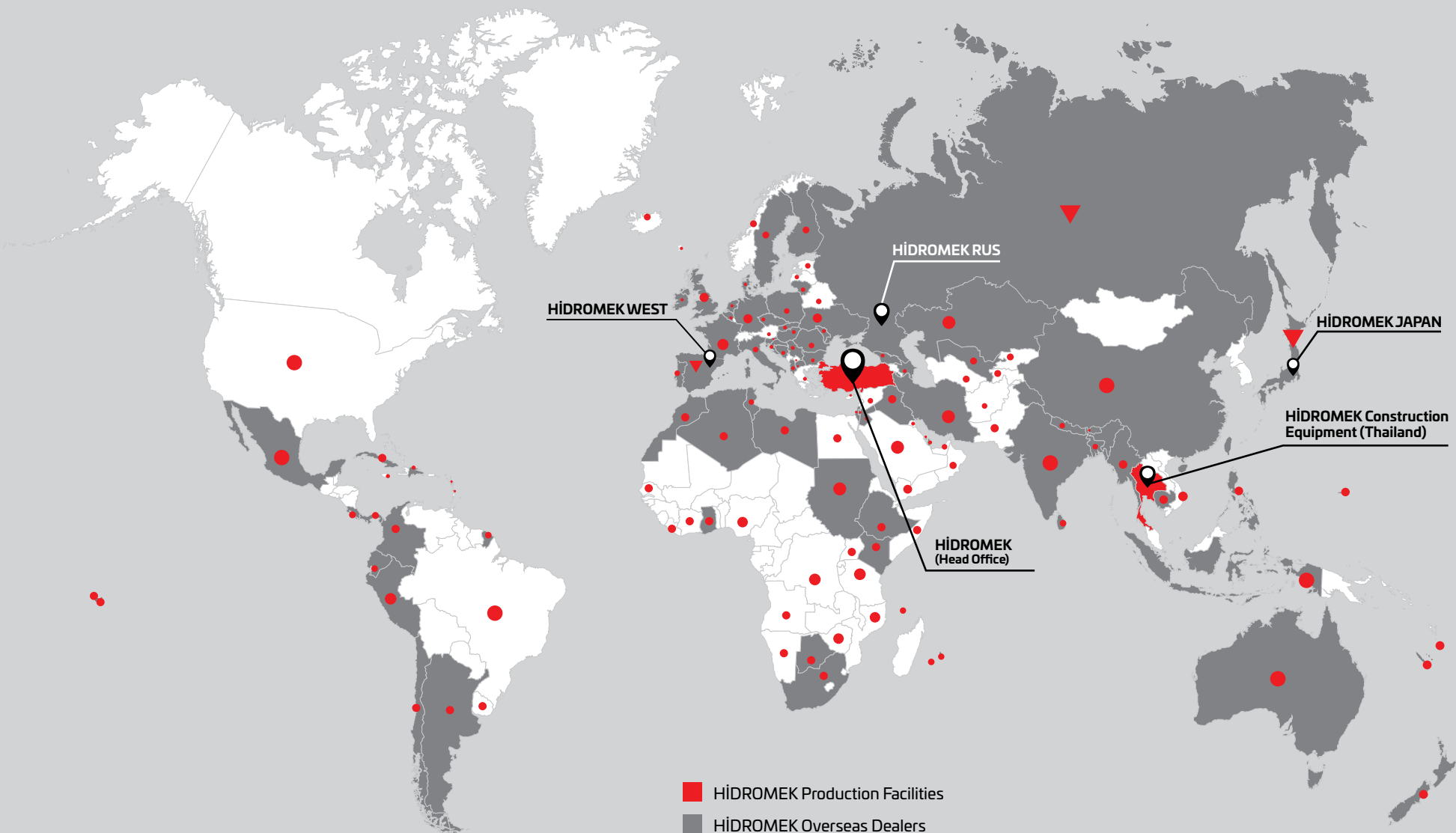
HİDROMEK® HCE

HİDROMEK Construction Equipment (Thailand) Ltd.

Address : Amata City Chonburi Industrial Estate Phase 7,
No. 700/669 Moo 1, T.Phanthong,
A.Phanthong, Chonburi 20160, TAYLAND

Phone : +66 38 447 349

Fax : +66 38 447 355



- HiDROMEK Production Facilities
- HiDROMEK Overseas Dealers
- ▼ HiDROMEK Overseas Sales and Aftersales Services Points
- Countries HiDROMEK Machines Running

HIDROMEK®

Together Stronger

www.hidromek.com

[f hidromek.tr](https://www.facebook.com/hidromek.tr) [t Hidromek](https://twitter.com/Hidromek) [i hidromekofficial](https://www.instagram.com/hidromekofficial) [y HidromekTv](https://www.youtube.com/HidromekTv) [in company/hidromek](https://www.linkedin.com/company/hidromek)

ENG - APRIL 2020 / 100420-3A

